

# IRELAND



## WASTEWATER TREATMENT

### Tricel® Maxus Combi

Treatment Systems for 50+ Population Equivalent  
All-in-one treatment plant


*Innovative design for superior performance*



AMTIVO

ISO 9001  
Certified

Quality Management



# TRICEL

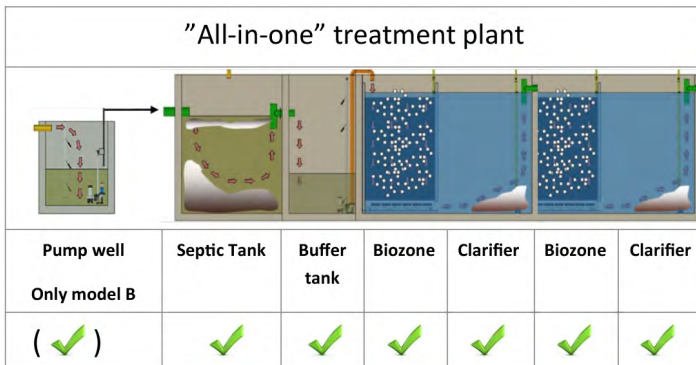
GENERATIONS OF INNOVATION

# What is Tricel Maxus Combi

Tricel Maxus Combi wastewater treatment plants are Submerged Aerated Filter (SAF) technology. They are designed to treat wastewater arising from human activity in applications greater than 50PE. The systems are an "all-in-one" treatment plant, which are installed in-ground. Applications includes housing estates, hotels, restaurants, campsites, resorts, schools, villages, factories or retail units to name a few.

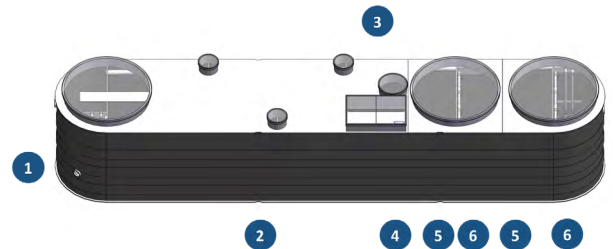
They are robust and easy to install. Simple in operation, they are easy to maintain over the lifespan of the product.

## How does it work



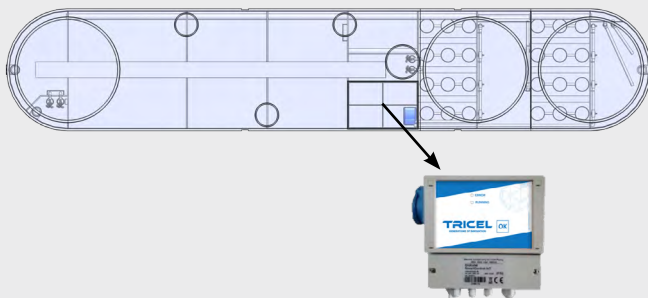
Tricel Maxus Combi is installed in-ground. Septic and buffer tanks are integrated; thus the complete system is supplied as one tank.

## System overview



1. Septic tank (Model A ((1.8m invert)) / Integrated pump well (Model B ((0.7m invert))
2. Septic tank
3. Control panel
4. Buffer tank with 2 inlet pumps
5. Biological treatment
6. Clarifier

## The control panel



Electrical components in Tricel Maxus Combi e.g. blowers, solenoid valves and controller are placed in the integrated control panel. The control panel is placed on top of the buffer tank in a waterproof cabinet. All functions are controlled by the Tricel E-VI controller, which automatically adjusts operation according to the actual flow. The systems come with pre-installed GSM module, which makes it possible to remote monitor the system. Smaller systems are supplied with single phase 230V, while larger are supplied with three phase 400V.

## Key features & benefits

- ▶ **Excellent treatment** from proven SAF technology.
- ▶ **Ideal for seasonal loads or constant loads.** The control panel will automatically adjust to the incoming load to ensure optimum performance.
- ▶ **Extensively tested and ETA verified for holiday home applications.** System will go into power saving mode during periods of no flow and restart once flow is detected without the need for any manual inputs.
- ▶ **Swift back up and service located in Ireland.** Range of service contracts available.
- ▶ Versatile technology which can adapt to different loadings or effluent strengths.
- ▶ Simple operation using long life reliable components leading to **low running costs**. No moving parts within the plant making it easy to maintain.

Call us today for a Free Quote +353 (0) 64 663 2421  
email: [sales@tricel.ie](mailto:sales@tricel.ie) web: [tricel.ie](http://tricel.ie)

# Technical characteristics and dimensions

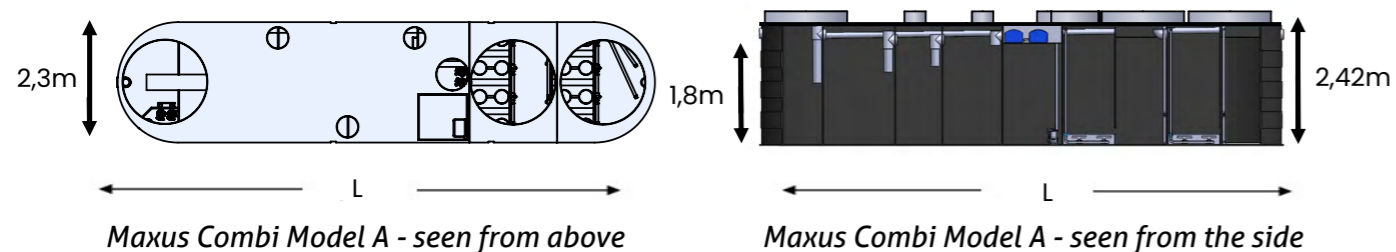
Based on the PE and the treatment level required, Tricel can advise you on the best Maxus Combi solution for your project.

	Combi 3A/B	Combi 4A/B	Combi 5A/B	Combi 6A/B	Combi 7A/B	Combi 8A/B	Combi 9A/B
Height (m)	2.42	2.42	2.42	2.42	2.42	2.42	2.42
Width (m)	2.30	2.30	2.30	2.30	2.30	2.30	2.30
Length (m)	5.782	6.975	8.497	10.212	11.126	12.209	12.900
Weight (kg)	1,650	1,950	2,550	3,250	3,650	4,300	4,750
Weight w. water (kg)	23,553	28,830	35,723	43,544	47,711	52,874	54,648
Septic tank size (A/B) (m <sup>3</sup> )	9.1/7.4	11.8/10.1	15.2/13.5	19.7/18.0	20.8/19.1	22.7/21.0	23.3/21.6
Buffer tank size (m <sup>3</sup> )	1.65	2.25	3	3.75	4.50	5.25	6
Power consumption at max load (kWh/d)	6.3	6.3	8.9	12.7	12.7	20.6	21.5
Power consumption at min load (kWh/d)*	1.9	1.9	2.7	3.8	3.8	6.2	6.5
In-outlet pipe connection (mm)	160/160	160/160	160/160	160/160	160/160	160/160	160/160
Diaphragm Blower(s) Installed in the integrated tech box	1 x 400lpm	1 x 400lpm	2 x 300lpm	2 x 400lpm	2 x 400lpm	2 x 400lpm +2 x 240lpm	2 x 400lpm +2 x 300lpm
Pumps in pump well	2 x 550W grinder pump	2 x 550W grinder pump	2 x 550W grinder pump	2 x 750W grinder pump	2 x 750W grinder pump	2 x 750W grinder pump	2 x 750W grinder pump
Pumps in buffer tank	2 x 370W sewage pump	2 x 370W sewage pump	2 x 370W sewage pump	2 x 370W sewage pump	2 x 370W sewage pump	2 x 370W sewage pump	2 x 370W sewage pump

\* Reduced energy consumption when loadings are lower.

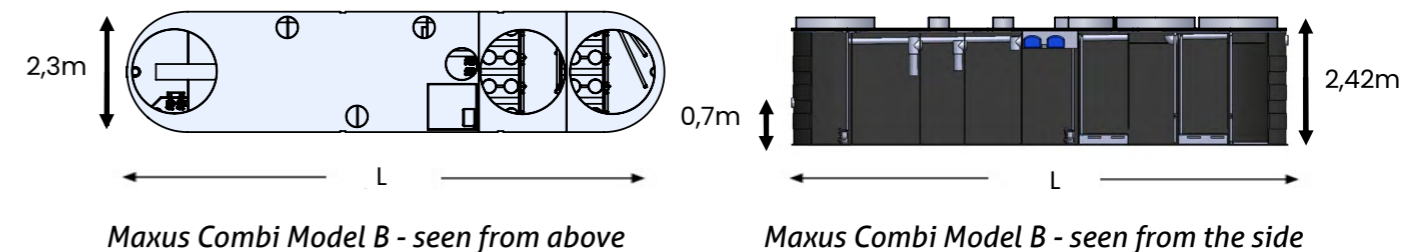
## Dimensions Tricel Combi Model A, for standard installations

Invert level on Model A is 520mm, which is used for installations where the system is placed low on the ground, which makes it possible to gravitate to the system, or if the water is pumped to the system.



## Dimensions Tricel Combi Model B, for sites where there is a low invert, avoiding the use of risers and minimising the risk of surface water entering the tank.

Invert level on Model B is 1620mm and is used where water can't gravitate to Model A but will be able to gravitate to Model B inlet without being pumped.



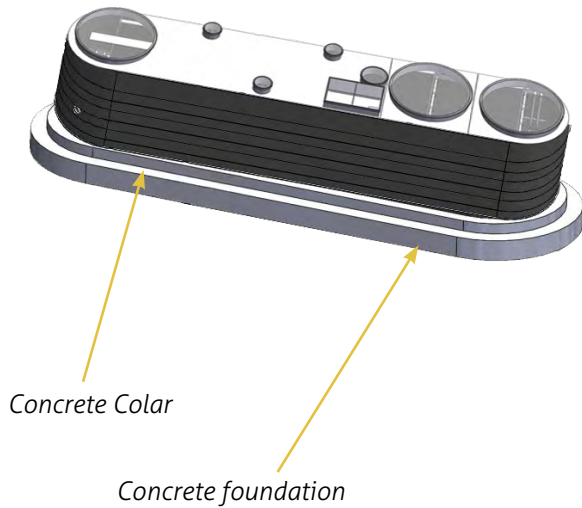
## Back filling

Tricel's Maxus Combi wastewater treatment plant is installed in-ground on either a gravel or concrete foundation.

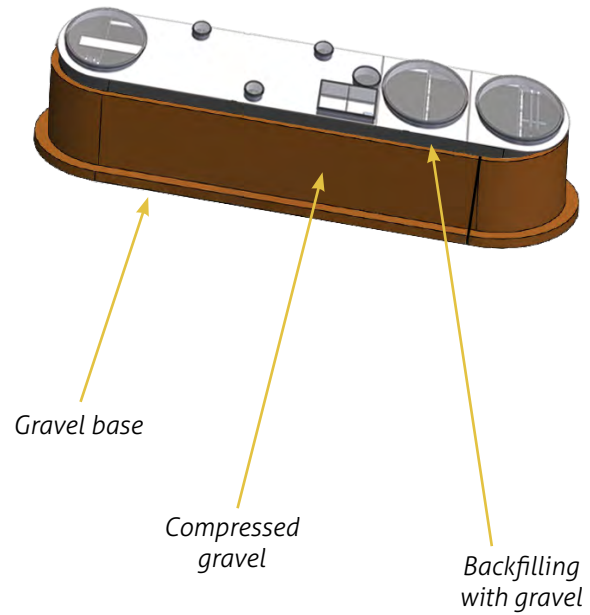
**Option A:** The system is placed on a pre-casted concrete foundation. Concrete is poured around the bottom of the system to secure the unit from buoyancy, and the remaining volume is backfilled with compressed gravel.

**Option B:** The system is placed on a compact layer of gravel. If necessary, concrete is poured around the bottom of the plant to secure it from buoyancy. the remaining volume is backfilled with compressed gravel.

### Option A



### Option B



## Tricel Maxus Combi installations



## Tricel Group

Tricel is a world recognised global provider of **high-performance solutions**. Today, the company operates across multiple industries such as **Environmental, Construction, Water and Distribution**, including both composite materials and lubricants.

We occupy a unique position in the field of reinforced plastics, combining the technical expertise of **over 50 years in the press-moulding and composites industry**. Tricel is proud of being one of the largest manufacturers of wastewater treatment plants in Europe, and are regarded by regulators as the standard setters within the industry.

Our company offers industry **leading innovative solutions** that our customers can trust, and with operations in 17 locations across Europe we supply a comprehensive range of products to **over 50 countries worldwide**.



## Membership of European governing bodies on wastewater treatment










The **Irish Water Treatment Association (IWTA)** is the national association for the treatment, conservation, recycling and reuse of water and wastewater.



The **Irish Onsite Wastewater Association (IOWA)** formed in 2007 with the goal of improving the standard of professionalism in the on-site treatment of wastewater in Ireland.

## Our Full Range of Tricel® Wastewater Treatment Solutions

 <p><b>Tricel® Maxus</b> Wastewater Treatment Plant</p>	 <p><b>Tricel® Novo</b> Wastewater Treatment Plant</p>	 <p><b>Tricel® Vento</b> Septic Tank</p>	 <p><b>Tricel® Purafto</b> Wastewater Treatment Plant</p>	 <p><b>Tricel® Sandcel</b> Sand Polishing Filter</p>	 <p><b>Tricel® Vitae</b> Wastewater Treatment Plant</p>	 <p><b>Tricel® Tero</b> Packaged Filter System</p>
---	---	---	--	--	--	---

Call us today for a **Free Quote +353 (0) 64 663 2421**  
 email: [environment@tricel.ie](mailto:environment@tricel.ie)

[www.tricel.ie](http://www.tricel.ie)

Tricel, Ballyspillane Industrial Estate, Killarney, Co Kerry, Ireland  
 Tel: +353 (0) 64 6632421 | Email: [sales@tricel.ie](mailto:sales@tricel.ie) | [www.tricel.ie](http://www.tricel.ie)

In accordance with Tricel's normal policy of product development these specifications are subject to change without notice.  
 Tricel (Killarney) Unlimited Company trading as Tricel

